

sunExt

**WIND
PROTECT
MOTORIZED
GUILLOTINE**

ENG

CATALOG





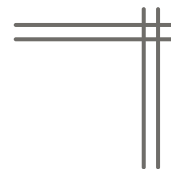
Panoramic

Innovative



Modern

Index

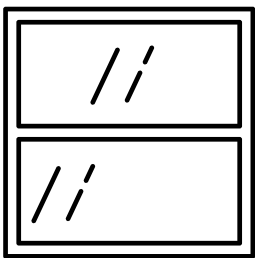


Introduction	01
Cross Section	02
Assembly Topologies & Technical Data	03
Folding	04
Extrusion Profiles	05
Accessories	06
Range of colors available for structure	07



Introduction

EXPALUM Wind Protect system is made up of glazing made with sustainable materials and high-quality aluminum profiles.



Light and Views, It has the possibility of being manufactured with two or three glass panels, allowing natural light to flood the interior and providing the space with great panoramic views. This design enhances the aesthetic appeal and creates a bright, inviting atmosphere.

Ventilation and Flexibility, The Wind Protect can be folded up vertically to facilitate ventilation when desired. This flexibility ensures that the system can be adjusted to provide optimal comfort and air circulation based on your needs.

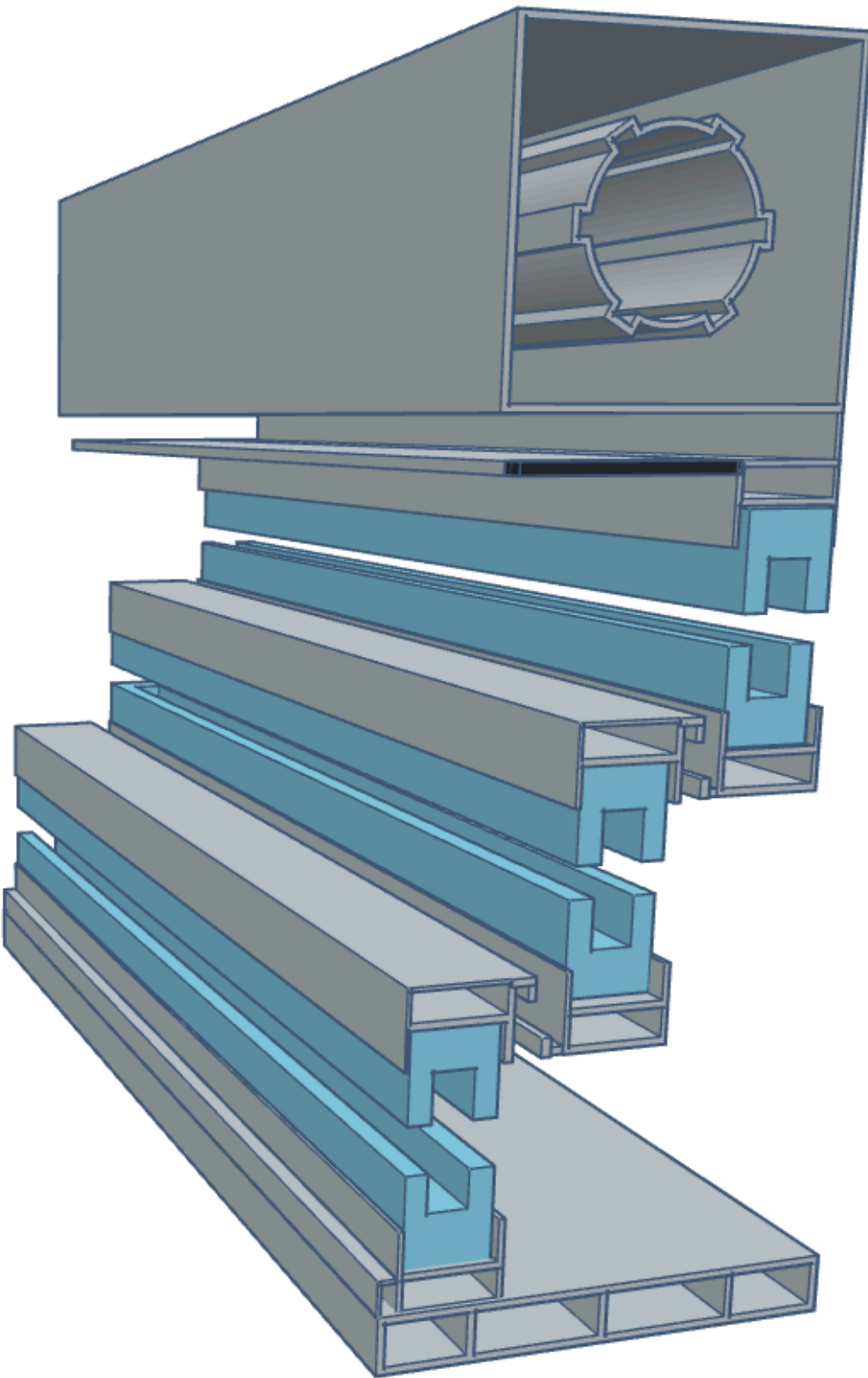
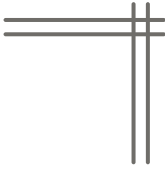


Customization, Our system can be customized to fit various architectural styles and personal preferences, making it a versatile choice for different applications.

Whether it's for residential use, hotel facilities, restaurants, or cafes, the system offers tailored solutions to enhance any space.



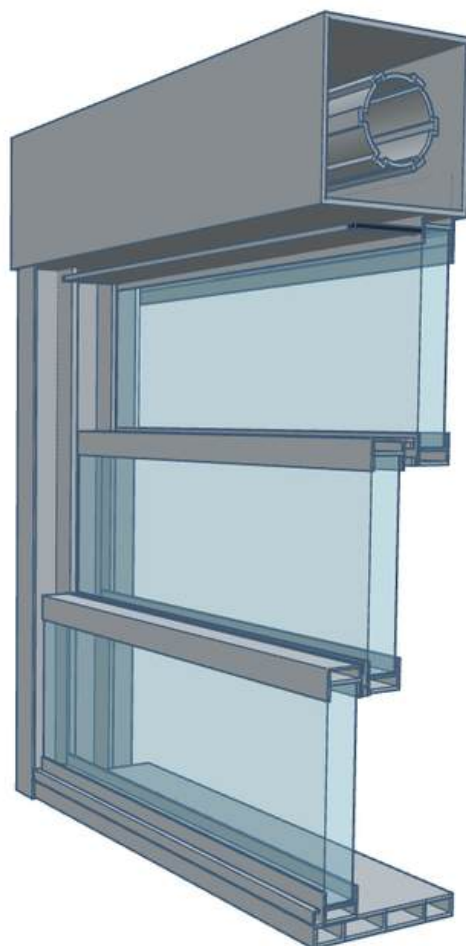
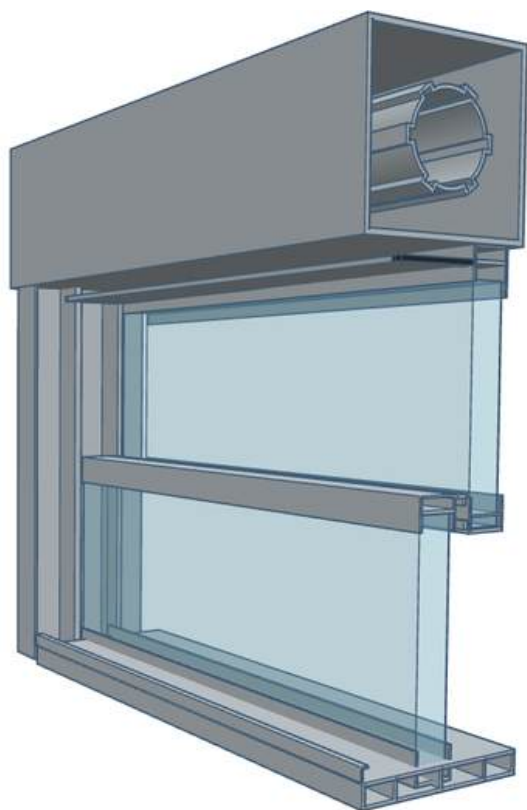
Cross Section



Assembly Topologies & Technical Data

2 sheets

3 sheets



Glass compatibility

Laminated
Thermally toughened glass
Double-glazed

Thickness

4+4 mm
8 mm
24mm

Maximum width

3500x2800



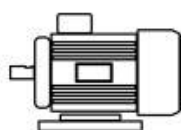
Airtight



Luminosity



Tubular motor



High Wind resistance

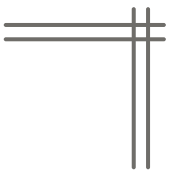
UNE-EN 12211:2017

2000Pa
373km/h

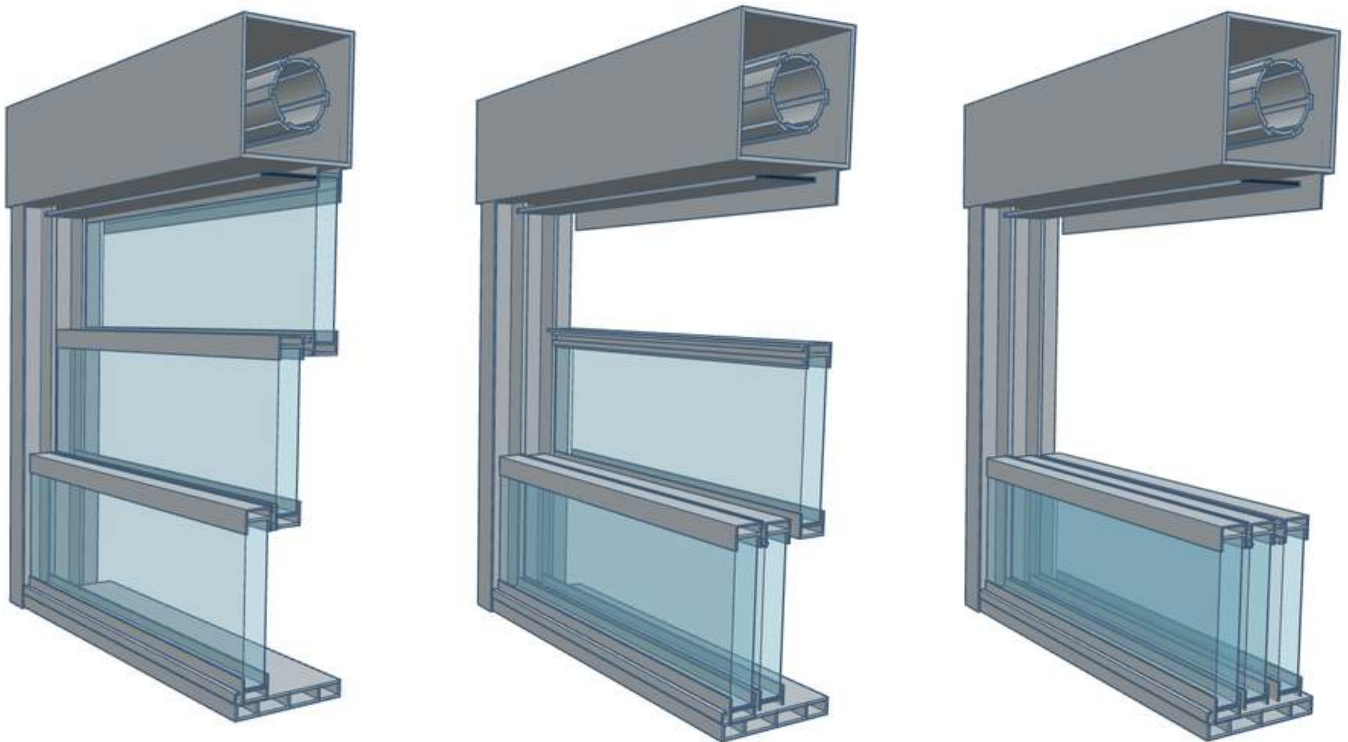


sunExt

Folding



Experience ultimate control and flexibility with our tubular motor, allowing you to effortlessly adjust your guillotine to any position you desire.



Extrusion Profiles

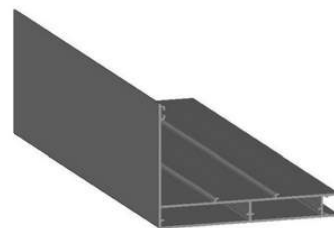
PG001 - GUILLOTINE
ENGINE DRAWER
REF:37272



PG002 - COVER FOR
DRAWER FOR GUILLOTINE
MOTOR REF:37271



PG003 - PERGOLA END
PROFILE 190522-10




PG004 - INTERIOR GUIDE
FOR GUILLOTINE
REF:37268




PG005 - OUTER GUIDE
FOR GUILLOTINE
REF:37269



PG006 - GUILLOTINE
LOWER FRAME REF:37263




PG007 - GUILLOTINE
TRACTION FRAME
REF:37264




PG008 - UPPER
GUILLOTINE FRAME
REF:37265



PG009 - GUILLOTINE BASE
PROFILE REF:37266



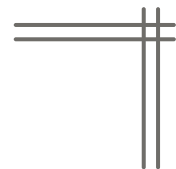
PG010 - GUILLOTINE
GUIDE COVER REF:37270



PG011 - GUILLOTINE
ENGINE PIPE
REF:37115



Accessories



PG016 - GUILLOTINE
MANUFACTURING KIT



PG013 - GUILLOTINE
HANDLE RUBBER



PG014 - GUILLOTINE BASE
RUBBER




AJ0009 - LINEAR ACTUATOR
RIGID PISTON ROD 500N
CAREER 200 FOR LATTICE



PG018 - RUBBER FOR
GUILLOTINE REF:GYT-10



Range of colors available for structure



GREY
7016 T

WHITE
9016 T

*Other colors
available under
consultation

